

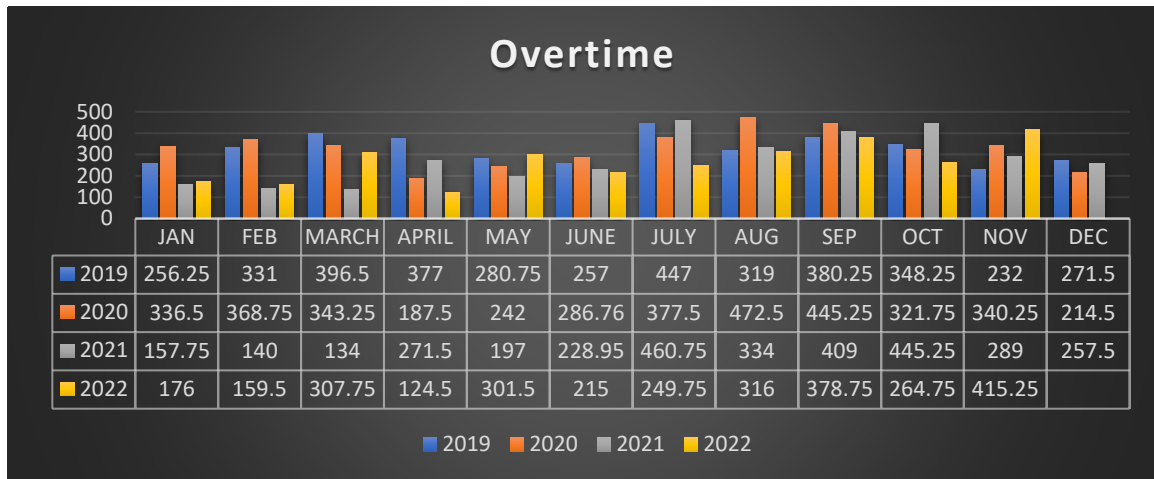
**MONTHLY DEPARTMENT REPORT**  
**October 2022**

**DEPARTMENT: HARTFORD POLICE DEPARTMENT**

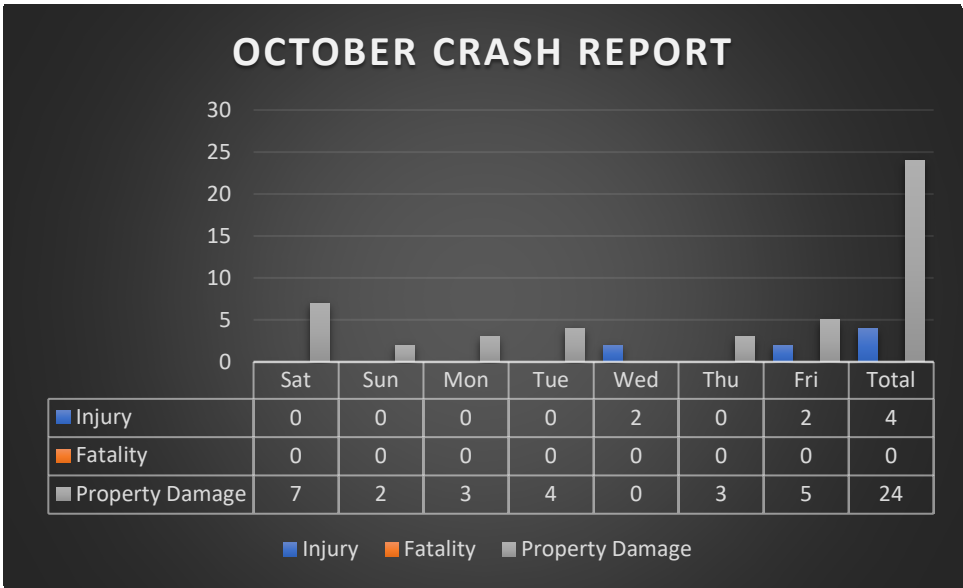
**1.) MONTHLY STATISTICAL DATA\*\***

ACTIVITY MEASURE	2022	% OF	2022	% OF	SEPTEMBER	2021	
		2021	YTD TOTAL	2021	OCTOBER '21	YTD TOTAL	
CALLS FOR SERVICE (OCTOBER)	1345	104%	11967	96%	1292	12408	
COMPLAINTS FILED (OCTOBER)	170	97%	1680	93%	175	1816	
WRITTEN WARNINGS (SEPTEMBER)	206	95%	1973	95%	217	2072	
TRAFFIC CITATIONS (SEPTEMBER)	97	76%	863	66%	127	1314	
MUNICIPAL CITATIONS (SEPTEMBER)	30	130%	267	87%	23	308	
FIELD INTERVIEW CARDS (SEPTEMBER)	0	N/A	0	0%	0	2	
ADULT ARRESTS (UCR DATA) (SEPTEMBER)	14	56%	154	47%	25	331	
JUVENILE ARRESTS (UCR DATA) (SEPTEMBER)	7	47%	40	41%	15	97	
SQUAD FLEET MILEAGE		OCTOBER	% OF	2022	% OF	OCTOBER	2021
		2022	2021	YTD TOTAL	2021	2021	YTD TOTAL
SQUAD 1 (PATROL)*	1921	153%	16255	145%	1254	11184	
SQUAD 2 (PATROL)*	1445	85%	21339	94%	1691	22721	
SQUAD 3 (PATROL)	758	39%	15160	97%	1967	15635	
SQUAD 4 (PATROL)*	2245	122%	15101	86%	1836	17661	
SQUAD 5 (PATROL)	1671	82%	14700	77%	2046	19048	
SQUAD 6 (ADMIN/POLICE AIDES)	513	56%	5532	126%	923	4382	
SQUAD 7 (PATROL/SPECIAL PURPOSE)	370	124%	5745	148%	298	3883	
SQUAD 8 (ADMIN)	611	68%	7909	104%	892	7592	
SQUAD 9 (PATROL/K-9)	0	0%	8826	103%	836	8593	
SQUAD 10 (ADMIN/PSLO)	150	76%	938	281%	197	334	
<b>TOTAL SQUAD MILEAGE</b>	<b>9684</b>	<b>82%</b>	<b>111505</b>	<b>101%</b>	<b>11743</b>	<b>110699</b>	
<b>AVERAGE SQUAD MILEAGE</b>	<b>968</b>	<b>82%</b>	<b>11151</b>	<b>101%</b>	<b>1174</b>	<b>11070</b>	

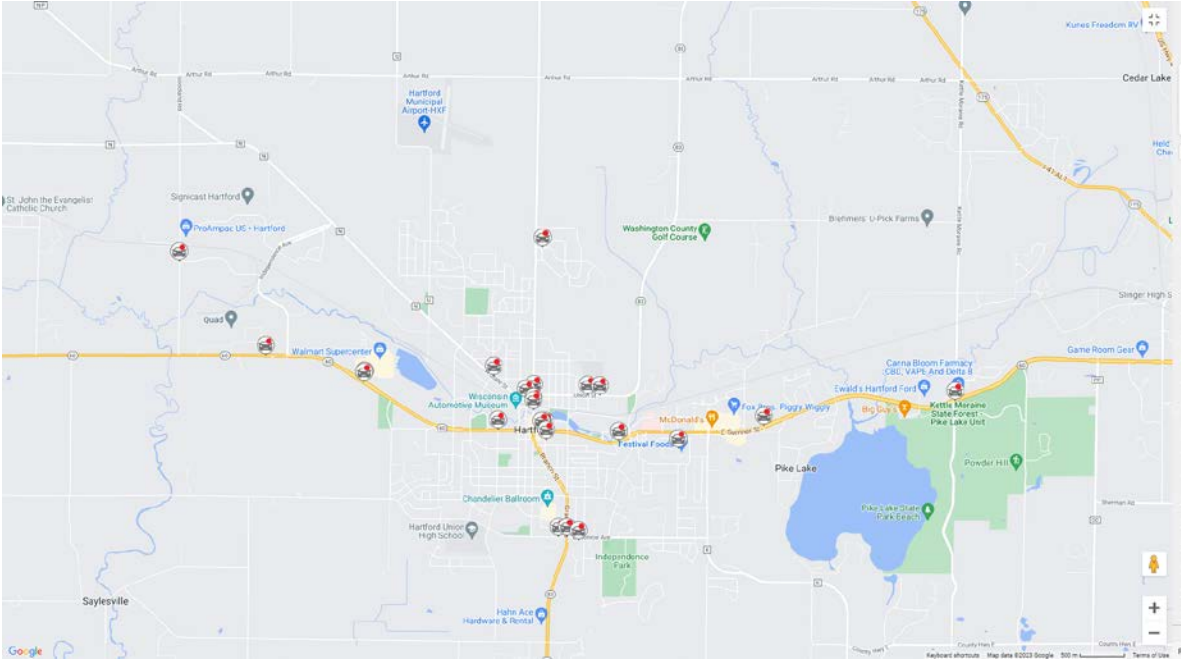
\*\*See below for specific Wisconsin Incident Based Reporting crime data.



The month of October saw a noticeable decrease in overtime from the previous years.



During the month of October officers investigated four more vehicular crash incidents than the previous month. Four of the crashes were personal injury related, and twenty-four resulted in property damage. They occurred on every day of the week with Saturday being somewhat higher than other days for property damage related crashes. See below map for a snapshot of crash locations in October.



**1.) CHIEF'S ACTIVITIES**

- ◆ Attended various meetings
- ◆ Audit of the Property Room
- ◆ Continued Union Contract Negotiations
- ◆ Post for SWAT Positions
- ◆ Attended a Washington County Drug Court graduation

- ◆ SRO contract discussions with HUHS administrative team

**COMMENTS:** This month I spent many hours working on negotiating a new agreement between the police officer's union and the city. The best way for me to describe it was as an incredible learning experience. I conducted an audit of the main evidence room for accreditation purposes. There are several audits that must be done each year for us to comply with our accreditation. The audits are a way to highlight any issues with the process that can be addressed. I had an opportunity to attend a Drug Treatment Court graduation at the Washington County courthouse. It was very inspiring to see individuals who struggled with addiction talk about their struggle and their journey to eventually overcome it. There was a lot of support in the court from families, law enforcement, the prosecutor's office, and other area support networks/ programs.

### ***DEPARTMENT TRAINING***

- ◆ Department MILO Training: T/S Baby/ TZR Medical HD/ Activist Bomber – Patrol/Investigative Staff
- ◆ Monthly ISO Ex: Tourniquet Use – Patrol/Investigative Staff
- ◆ Honor Guard – Kraemer/Deibert/Janzen/Kolbach/Albea
- ◆ Business Safety/Security Talk @ Broan – Krick/Kraemer
- ◆ SWAT Team- Deibert
- ◆ SWAT Tryout – Krick/Janzen/Strunsee
- ◆ EMD – EMS Can be Targets Too – Dispatch Staff

### **2.) *USE OF FORCE INCIDENTS***

During the month of October there was a use of force incident reported. Officers responded to a residence for a report of a female who was intoxicated (.27) and disorderly. She was refusing to leave a residence. Officers eventually took to female to the hospital for medical attention. The female had to be physically restrained due to the fact she continually spit on officers. She resisted but was medically cleared. Following her medical clearance, she was taken to jail on criminal charges.

Respectfully Submitted,

*Scott MacFarlan*

Chief of Police



Crime Counts - Hartford PD  
October 2022

Group A Crime Counts by Incident/Arrest Date

October 2022

<u>Crime Category</u>	<u>Offenses</u>	<u>Victims</u>	<u>Clearances</u>	<u>Adult Arrests</u>	<u>Juvenile Arrests</u>	<u>Total Arrests</u>
<b>Total Crime</b>	<b>38</b>	<b>38</b>	<b>19</b>	<b>12</b>	<b>5</b>	<b>17</b>
<b>Crimes Against Persons</b>	<b>11</b>	<b>11</b>	<b>9</b>	<b>4</b>	<b>3</b>	<b>7</b>
Murder & Non-Negligent Manslaughter	0	0	0	0	0	0
Manslaughter by Negligence	0	0	0	0	0	0
Sex Offenses	4	4	3	0	2	2
• Rape	1	1	0	0	0	0
• Sodomy	0	0	0	0	0	0
• Sexual Assault w/Object	0	0	0	0	0	0
• Fondling	3	3	3	0	2	2
Sex Offenses - Nonforcible	0	0	0	0	0	0
• Incest	0	0	0	0	0	0
• Statutory Rape	0	0	0	0	0	0
Assault Offenses	7	7	6	4	1	5
• Aggravated Assault	6	6	5	4	0	4
• Simple Assault	0	0	0	0	0	0
• Intimidation	1	1	1	0	1	1
Kidnapping/Abduction	0	0	0	0	0	0
Human Trafficking	0	0	0	0	0	0
• Human Trafficking, Commercial Sex Acts	0	0	0	0	0	0
• Human Trafficking, Involuntary Servitude	0	0	0	0	0	0
<b>Crimes Against Property</b>	<b>8</b>	<b>8</b>	<b>1</b>	<b>1</b>	<b>0</b>	<b>1</b>
Robbery	0	0	0	0	0	0
Burglary	0	0	0	0	0	0
Theft/Larceny	4	4	0	0	0	0
• Theft - Pocket-Picking	2	2	0	0	0	0
• Theft - Purse Snatching	0	0	0	0	0	0
• Theft - Shoplifting	0	0	0	0	0	0
• Theft From Building	0	0	0	0	0	0
• Theft From Coin-Op. Machine	0	0	0	0	0	0
• Theft From Motor Vehicle	1	1	0	0	0	0



## Crime Counts - Hartford PD

### October 2022

• Theft of Motor Vehicle Parts	0	0	0	0	0	0
• Theft - All Other Larceny	1	1	0	0	0	0
Motor Vehicle Theft	0	0	0	0	0	0
Stolen Property Offenses	0	0	0	0	0	0
Arson	0	0	0	0	0	0
Counterfeiting/Forgery	0	0	0	0	0	0
Fraud Offenses	2	2	0	0	0	0
• Fraud - False Pretenses	2	2	0	0	0	0
• Fraud - Credit Card/ATM	0	0	0	0	0	0
• Fraud - Impersonation	0	0	0	0	0	0
• Fraud - Welfare	0	0	0	0	0	0
• Fraud - Wire	0	0	0	0	0	0
• Fraud - Identity Theft	0	0	0	0	0	0
• Fraud - Hacking/Computer Invasion	0	0	0	0	0	0
Embezzlement	0	0	0	0	0	0
Extortion/Blackmail	0	0	0	0	0	0
Bribery	0	0	0	0	0	0
Destruction/Vandalism	2	2	1	1	0	1
<b>Crimes Against Society</b>	<b>19</b>	<b>19</b>	<b>9</b>	<b>7</b>	<b>2</b>	<b>9</b>
Weapon Law Violations	3	3	0	0	0	0
Prostitution Offenses	0	0	0	0	0	0
• Prostitution	0	0	0	0	0	0
• Prostitution - Assisting	0	0	0	0	0	0
• Prostitution - Purchasing	0	0	0	0	0	0
Drug/Narcotic Offenses	14	14	8	7	1	8
• Drug/Narcotics Violations	7	7	4	3	1	4
• Drug Equipment Violations	7	7	4	4	0	4
Gambling Offenses	0	0	0	0	0	0
• Gambling - Betting	0	0	0	0	0	0
• Gambling - Operating	0	0	0	0	0	0
• Gambling - Equipment Violations	0	0	0	0	0	0
• Gambling - Sports Tampering	0	0	0	0	0	0
Pornography	2	2	1	0	1	1
Animal Cruelty	0	0	0	0	0	0



Crime Counts - Hartford PD  
October 2022

Group B Arrests by Arrest Date

October 2022

<u>Crime Category</u>	<u>Adult Arrests</u>	<u>Juvenile Arrests</u>	<u>Total Arrests</u>
<b>Total Crime</b>	<b>11</b>	<b>10</b>	<b>21</b>
Bad Checks	0	0	0
Curfew/Loitering/Vagrancy	0	0	0
Disorderly Conduct	2	3	5
Driving Under the Influence	3	0	3
Family Offenses, Nonviolent	0	0	0
Liquor Law Violation	0	2	2
Peeping Tom	0	0	0
Trespass of Real Property	0	0	0
All Other Offenses	6	5	11

**Counting Rules**

Counts on this page are based on the month of the incident or arrest, rather than the month the incident was submitted. If the incident date is unknown, the report date is used. Counts are subject to change as data are updated.

Offense counts are calculated based on the number of offenses for each victim (per incident) for Crimes Against Persons and the number of unique offense types (per incident) for Crimes Against Property and Crimes Against Society. For burglary and motor vehicle theft, offense counts are based on the number of premises entered and the number of vehicles stolen, respectively.

Victim counts are calculated based on the number of victims connected to each unique offense type in an incident. For Crimes Against Persons, the number of victims will be equal to the number of offenses. Victims will be counted more than once if they are connected to multiple offenses.

Arrest counts are calculated based on the number of arrestees listed on a Group A or Group B incident. Each arrestee is counted only once per incident.

Arrests are categorized based on the specific Group A or Group B arrest code submitted by the agency, rather than the incident offense code. Since agencies only submit the most serious arrest charge for each arrestee on an incident, arrest counts are not indicative of the number of charges.

Incidents are cleared in one of two ways: by arrest or by exceptional means. Clearance counts are based on the number of offenses cleared in a given month regardless of when the offense occurred, and can therefore be greater than the number of offenses in a given month. In incident-based reporting, the first arrest on an incident, or an exceptional clearance, will clear all offenses associated with the incident.